










# Make equal parts

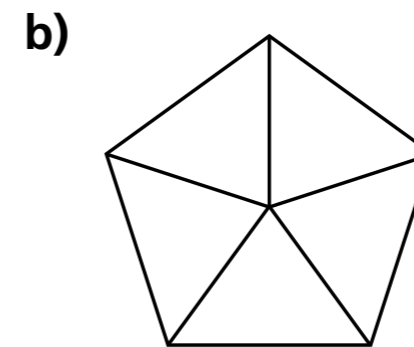
1 Match the part to the whole.



2 Complete the sentences.




There are  equal parts.




There are  equal parts.

3 Complete the sentences.



There are  equal groups.

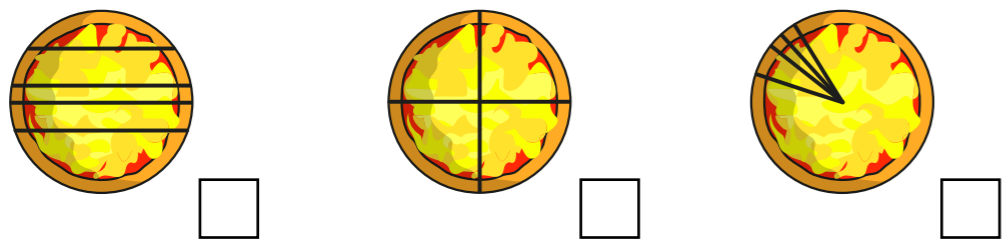
Each group has  cakes.



There are  equal groups.

Each group has  child.

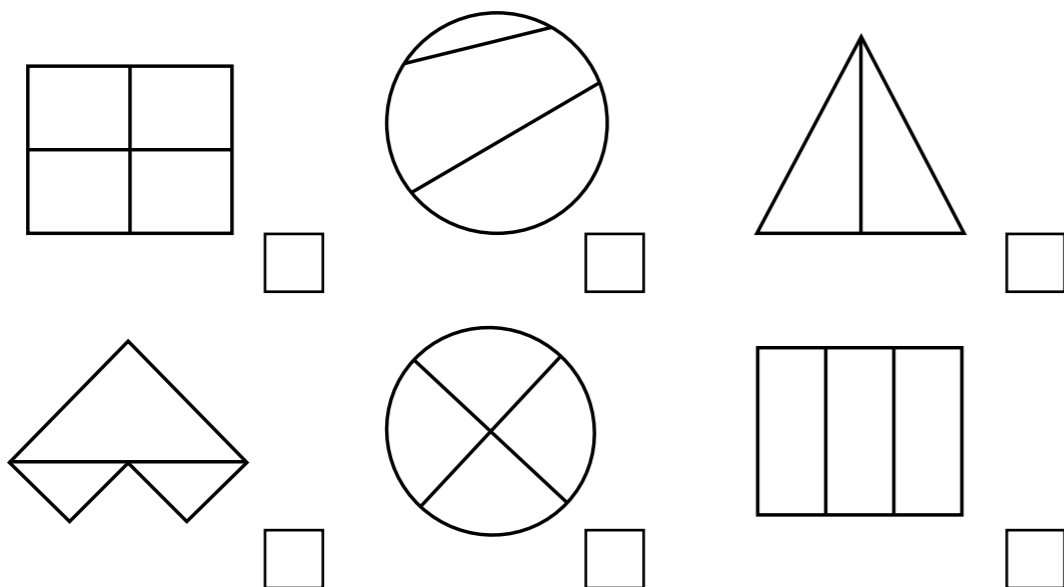
4 Tick the pizza that has been split into equal parts.



5 How do you know the loaf of bread is not in equal parts?



6 Tick the shapes that show equal parts.



7 Take 12 counters.

- a) Show that you can make 2 equal groups.
- b) Show that you cannot make 5 equal groups. What other equal groups can you make?

8 Draw lines to split the shapes.

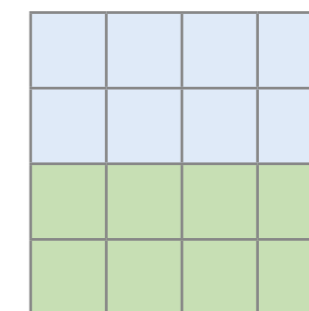
a) Split each shape into 2 equal parts.



b) Split each shape into 2 parts that are not equal.



9 Here is one way to colour the square to show equal parts.



Find two more ways to colour the square to show equal parts.

